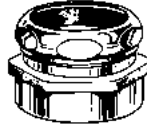
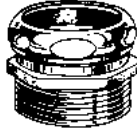




FEDERAL PROCESS/PLUMBING SPECIALTIES

WASTE CONNECTORS

Part No.	Description
1041A	1-1/4" OD x 1-1/4" MIP Complete Waste Connector
1041B	1-1/4" OD x 1-1/2" MIP
1041D	1-1/2" OD x 1-1/2" MIP
1041E	1-1/4" OD x 1-1/4" FIP
1041F	1-1/4" OD x 1-1/2" FIP
1041H	1-1/2" OD x 1-1/2" FIP
1041K	1-1/4" OD x 1-1/2" Sweat
1041L	1-1/2" OD x 1-1/2" Sweat



- (Also known as Marvel connectors, or De Sanco fittings)
- Solid brass body with smooth, uniform-cut inside wall, complete with brass nuts and brass rings.

HIGH SPUN FLANGES

Part No.	Description
1254A	3/8" Chrome Plated IPS Hi-Spun Flange
1254B	1/2" IPS
1254Q	3/4" IPS
1254R	1" IPS
1254N	1-1/4" IPS
1254P	1-1/2" IPS
1254C	3/8" Chrome Plated Tube (1/4" NOM)
1254F	1-1/4" Tube
1254G	1-1/2" Tube
1254H	1/2" Chrome Plated OD (3/8" NOM)
1254I	5/8" OD (1/2" NOM)
1254M	11/16" OD (5/8" Cover Tube)
1254K	1-3/8" OD (1-1/4" NOM)
1254L	1-5/8" OD (1-1/2" NOM)



LOW SPUN FLANGES

Part No.	Description
1255A	3/8" Chrome Plated IPS Hi-Spun Flange
1255B	1/2" IPS
1255K	3/4" IPS
1255L	1" IPS
1255S	1-1/4" IPS
1255R	1-1/2" IPS
1255U	2" IPS
1255C	1/2" Tube (3/8" NOM)
1255F	7/16" Tube
1255G	9/16" Tube
1255H	1-1/4" Tube
1255J	1-1/2" Tube
1255M	5/8" OD (1/2" NOM)
1255P	7/8" OD (3/4" NOM)
1255Z1	1-1/8" OD (1" NOM)
1255N	1-3/8" OD (1-1/4" NOM)
1255O	1-5/8" OD (1-1/2" NOM)
1255Q	2" OD



BOX FLANGES

Part No.	Description
1257A	1-1/4" OD Chrome Plated Box Flange
1257B	1-1/2" OD
1257C	2" OD
1257D	1-1/4" IPS
1257E	1-1/2" IPS



BOX FLANGES

Part No.	Description
1239T	1-1/4" OD Chrome Plated Box Flange
1239U	1-1/2" OD
1239V	1-1/4" OD White Plastic Box Flange
1239W	1-1/2" OD



FLOOR AND CEILING PLATES

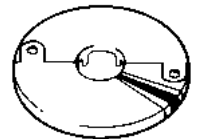
Part No.		Description
IPS	Cop	
1236A	1236N	3/8" Chrome Plated Floor & Ceiling Plate
1236B	1236O	1/2"
1236C	1236P	3/4"
1236D	1236Q	1"
1236E	1236R	1-1/4"
1236F	1236S	1-1/2"
1236G	1236T	2"
1236H	1236U	2-1/2"
1236I	1236V	3"
1236J	1236W	3-1/2"
1236K	1236X	4"
*	1236Y	5"
1236M	1236Z	6"
1236M1	1236Z1	8"



- Chrome plated steel, heavy pattern design complete with springs

SURE GRIP FLOOR AND CEILING PLATES

Part No.		Description
IPS	Cop	
1237H	1237O	3/8" Chrome Plated Floor & Ceiling Plate
1237I	1237P	1/2"
1237J	1237Q	3/4"
1237K	1237R	1"
1237L	1237S	1-1/4"
1237M	1237T	1-1/2"
1237N	*	2"



- Chrome plated steel, light pattern design



FEDERAL PROCESS CORPORATION

FEDERAL PROCESS/PLUMBING SPECIALTIES



PLASTIC FLOOR AND CEILING PLATES

Part No.		Description
IPS	COP	
1239A	*	3/8" Chrome Plated Plastic Floor and Ceiling Plate Sure Grip
1239B	1239N	1/2"
1239C	1239O	3/4"
1239D	1239P	1"
1239E	1239Q	1-1/4"
1239F	1239R	1-1/2"
1239G	1239S	2"
1239H	*	2-1/2"
1239I	*	3"
1239J	*	4"
1239K	*	5"
1239L	*	6"
1239M	*	8"

- 100% Rustproof
- Also available in white



SLIP JOINT BRASS FRICTION RINGS

Part No.	Description
1206G	3/8" IPS x 7/16" OD Friction Ring
1206A	1/2" IPS x 7/16" OD
1206H	3/4" IPS x 11/16" OD
1206C	1-1/4" IPS x 1-1/4" OD
1206D	1-1/2" IPS x 1-1/4" OD
1206E	1-1/2" IPS x 1-3/8" OD
1206F	1-1/2" IPS x 1-1/2" OD
1206I	2" IPS x 2" OD



BRASS SOLDER COLLARS

Part No.	Description
1187B	1-1/2" x 1-1/4" Solder Collar
1187D	1-1/2" x 1-1/2"

OCTAGON FLANGES



Part No.	Description
1249	2-7/8" Chrome Plated OD x 3/4" ID x 1-3/4" Height DC Octagon Flange
1256	2-7/8" Chrome Plated OD x 3/4" ID x 3" Height



BRASS SLIP JOINT NUTS

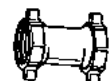
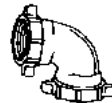
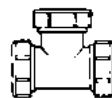
Part No.		Description
Chrome	Plain	
1204F	1204A1	1-1/4" x 1-1/4" Slip Nut
*	1204L	1-1/4" x 1-3/8"
1204G	1204B1	1-1/2" x 1-1/4"
1204H	1204C1	1-1/2" x 1-1/2"
1204I	1204D1	1-1/2" x 1-3/8"
1204J	1204E1	2" x 2"
1204K	*	2" x 1-1/2"

- Chrome plated nuts come with rubber washers, plain brass has no washers.

BRASS SET SCREW FLANGES



Part No.	Description
1925A	3/8" IPS Chrome Plated Brass Set Screw Flange
1925B	1/2" IPS
1925C	3/4" IPS
1925D	1" IPS
1925E	1-1/4" IPS
1925F	1-1/2" IPS
1925G	2" IPS
1925I	1/2" COP



SLIP JOINT DRAIN FITTINGS

Part No.		Description
PVC	ABS	
1951	1952	1-1/2" Plastic Repair Slip Tee
1953	1954	1-1/2" Plastic 90-DEG Slip Ell
1954A1	1954A2	1-1/2" Plastic 45-DEG Slip Ell
1955	1955A	1-1/2" Plastic Slip Coupling



FEDERAL PROCESS CORPORATION

FEDERAL PROCESS/PLUMBING SPECIALTIES



INTERNAL SPUD WRENCH

Part No.	Description
1320	Internal Spud Wrench

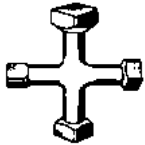
- 4" Capacity



DRUM TRAP PLUG WRENCH

Part No.	Description
1314	Drum Trap Plug Wrench

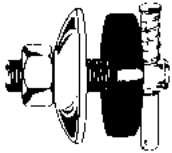
- Available in four sizes, 3/4", 1", 1-1/8", 1-3/8".



BOILER PLUGS

Part No.	Description
1246A	1-1/2" Toggle Type Boiler Plug (12 per card)

- Boiler plugs are made of hardened steel and bright plated.



HANDLER PULLERS

Part No.	Description
1371	Handle Puller
1371A	Impact Handle Puller

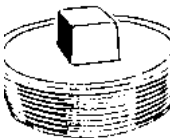
- One piece forged drive bracket with long, adjustable grip fingers.



1371A 1371

FITALL LEAD PLUGS

Part No.	Description
1373A	2" Lead Cleanout Plug
1373B	2-1/2"
1373C	3"
1373D	3-1/2"
1373E	4"
1373F	4-1/2"
1373G	5"
1373H	6"



SADDLE TEES

Part No.	Description
1057A	3" x 1-1/2" Tapped Saddle Tee
1057B	3" x 2"
1057C	4" x 1-1/2"
1057E	4" x 2"

- Steel tapped saddle tee, complete with u-bolts and nuts.



SOIL PIPE REPAIR CLAMPS

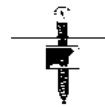
Part No.	Description
1048A	2" Soil Pipe Repair Clamp (Galvanized Steel)
1048B	3"
1048C	4"

- Complete with u-bolts, nuts and rubber gaskets.



MOEN STEM PULLER

Part No.	Description
1168A	Moен Stem Puller



INTERNAL PIPE NIPPLE EXTRACTORS

Part No.	Description
1370	Internal 3/8" Pipe Nipple Extractor
1370A	Internal 1/2"
1370B	Internal 3/4"
1370C	Internal 1"



SCREW EXTRACTORS

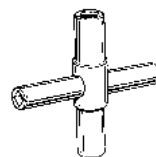
Part No.	Pipe	Drill	Bolt/Screw	#
1365A	—	5/64"	3/32" to 5/32"	#1
1365B	—	7/64"	5/32" to 7/32"	#2
1365C	—	5/32"	7/32" to 9/32"	#3
1365D	1/8	1/4"	9/32" to 3/8"	#4
1365E	1/4	16/64"	3/8" to 5/8"	#5
1365F	3/8	13/32"	5/8" to 7/8"	#6
1365G	1/2	17/32"	7/8" to 1-1/8"	#7
1365H	3/4	13/16"	1-1/8" to 1-3/8"	#8
1365P	1	1-1/16"	1-3/8" to 2"	#9



- Heavy duty screw extractor, removes nipples, bolts and screws. Left hand spiral tapered flute removes broken piece without thread damage.

4-WAY KEY

Part No.	Description
1375L	4-Way Key



- 4-way wrench for valves, faucets, sill cocks with 1/4", 9/32", 5/16", 11/32" square stems.

PLASTIC KNOCKOUT CAPS

Part No.	Description
2016	1-1/2" Plastic Test Cap For Pipe & Ftgs.
2017	2"
2020	1-1/2" Plastic Knock-Out Cap
2021	2"
2022	3"
2023	4"





FEDERAL PROCESS/PLUMBING SPECIALTIES

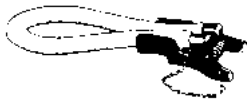
SWEDGING TOOL

Part No.	Description
1313	3/8" to 3/4" Swedging Tool



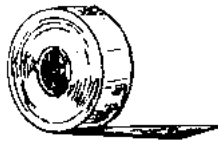
LEAD JOINT RUNNERS

Part No.	Description
1245A	#1 2-4" Lead Joint Runner
1245B	#2 4-6"
1245C	#3 6-10"
1245D	#4 10-4"
1245E	#5 16-20"
1245F	#6 24"



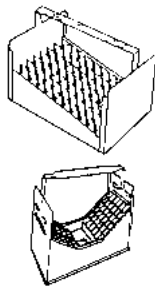
DUCT TAPE

Part No.	Description
1374C	2" x 60 yds. Duct Tape



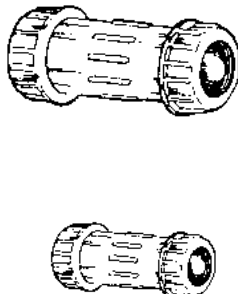
PLASTIC & STEEL NIPPLE CARRIERS

Part No.	Description	Capacity
1899A	1/2" Nipple Steel Carrier	(77 Nipples)
1899B	3/4"	(66 Nipples)
1899C	1"	(50 Nipples)
1899D	1-1/4"	(40 Nipples)
1899E	1-1/2"	(40 Nipples)
1899F	2"	(27 Nipples)
1899G	1/2" Plastic Nipple Carrier	
1899H	3/4"	
1899I	1"	
1899J	1-1/2"	
1899K	2"	
1899L	1/2"-3/4" Plastic Combo	



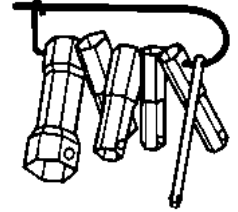
PVC COMPRESSION COUPLING

Part No.	Description
7890	1/2" I.P.S. PVC Compression Coupling
7890A	3/4"
7890B	1"
7890C	1-1/4"
7890D	1-1/2"
7890E	2"
7890F	2-1/2"
7890G	3"
7890H	4"
7891	1/2" CPVC (5/8" OD)
7891A	3/4" CPVC (7/8" OD)



SOCKET WRENCH

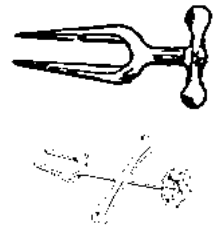
Part No.	Description
1921	Socket Wrench Set
1921A	21/32" & 27/32" Socket Only
1921B	29/32" & 31/32" Socket
1921C	31/32" & 1-5/32" Socket
1921D	1-3/32" & 1-9/32" Socket
1921E	1-11/32" & 1-7/16" Socket



- Use on shower valves behind tile walls and any bonnet or packing nut in recessed areas. Each socket has 2 sizes, one on either end with handle.


P.O. PLUG WRENCHES

Part No.	Description
1169	P.O. Plug Wrench
1169C	4-Way P.O. Plug Wrench



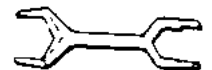
BASIN WRENCHES

Part No.	Description
1164A	11" Swivel Jaw Basin Wrench
1164B	15" Swivel Jaw Basin Wrench
1164T	10"-17" Telescopic Swivel Jaw



CLOSET SPUD WRENCH

Part No.	Description
1166	Closet Spud Wrench (Malleable)



- 4-N-1 closet spud wrench, bright plated. Fits basket strainers, closet spuds, and slip nuts.

RADIATOR SPUD WRENCH

Part No.	Description
1167	Radiator Spud Wrench



- Radiator spud wrench made of bright plated malleable iron, for use as spud key and spud wrench.

ADJUSTABLE SPUD WRENCH

Part No.	Description
1355	Adjustable Spud Wrench



- Combination adjustable strainer and spud wrench, bright plated, 10" length, adjustable 7/8" to 3".



FEDERAL PROCESS/PLUMBING SPECIALTIES

SUMP PUMP CHECK VALVES

Part No.	Description
1907	1-1/4"-1-1/2" Plastic Economy Sump Pump Value
1907A	2" Plastic
1907C	1-1/4"-1-1/2" Deluxe Sump Pump Check Valve

- Plastic body check valves have rubber hose end to eliminate noise due to pump vibration, with stainless steel worm gear clamps
- The new improved flapper allows full flow and prevents backflow of water and odorous gasses.

Part No.	Description
1907B	3" Sewage eject check valve (cast iron body)

Part No.	Description
1517	24' Sump pump drain hose

- Includes SS clamps



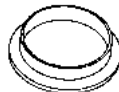
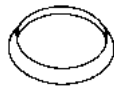
SLIP JOINT WASHERS

Part No.	Description
1061A	1-1/4" Rubber Slip Joint Washer 1/8" Height
1061B	1-1/2"
1061C	2"
1061F	1/2" Nut x 1/2" OD Rubber Washer 3/16" Height
1061G	1/2" Nut x 9/16" OD 3/16" Height
1062A	1/4" Rubber Slip Nut Washer 3/16" Height
1062D	1-1/2"
1062E	2"
1062G	1-1/4" x 1-3/8" Rubber Slip Nut washer 3/16" Height
1062B	1-1/2" x 1-1/4" Washer 3/16" Height
1062C	1-1/2" x 1-3/8" Washer 3/16" Height
1062F	2" x 1-1/2" Washer 3/16" Height
1063A	1/2" Nut x 7/16" OD x 5/16" Height Cone Washer Usage: 1/2" Nut and Tube
1063B	1/2" Nut x 7/16" OD x 7/16" Height Cone Usage: 1/2" Nut and 7/16" or 1/2" Tube
1063D	1/2" Nut x 9/16" OD x 1/4" Height Cone Usage: 1/2" Shallow Nut or 1/2" Tube
1063E	1/2" Nut x 7/16" OD x 1/4" Height Cone Usage: 1/2" Shallow Nut or 7/16" Tube
1063G	3/8" Nut x 3/8" OD x 1/2" Height Cone Usage: 3/8" OD Tube
1063H	1/2" Nut x 3/8" OD x 7/16" Height Lav Step Nut
1063I	BC Nut x 3/8" OD x 7/16" Height Step Nut Washer
1063M	3/4" Nut x 9/16" OD x 13/32" Height Washer



POLYETHYLENE SLIP JOINT WASHERS

Part No.	Description
1781	1-1/4" Tapered Poly Slip Joint Washer
1782	1-1/2" Tapered
1783	1-1/2 x 1-1/4" Tapered
1784	2" Tapered
1780	1-1/2" Form Fit Tailpiece Washer



"O" RINGS

Part No.	Description
1801	3/8" OD x 1/4" ID "O" Ring
1802	7/16" OD x 5/16" ID
1813	1/2" OD x 3/8" ID
1803	9/16" OD x 3/8" ID
1804	5/8" OD x 7/16" ID
1814	5/8" OD x 31/64" ID
1815	5/8" OD x 1/2" ID
1805	11/16" OD x 1/2" ID
1806	3/4" OD x 9/16" ID
1816	45/64" OD x 27/64" ID
1807	7/8" OD x 5/8" ID
1808	7/8" OD x 11/16" ID
1817	7/8" OD x 3/4" ID
1809	15/16" OD x 3/4" ID
1810	1" OD x 3/4" ID
1811	1-1/16" OD x 13/16" ID
1819	1-1/16" OD x 7/8" ID
1818	1-1/16" OD x 15/16" ID
1812	1-1/8" OD x 7/8" ID
1820	1-3/16" OD x 1-1/16" ID
1821	1-3/8" OD x 1-1/8" ID
1822	1-1/2" OD x 1-1/4" ID
1823	1-1/2" OD x 1-5/16" ID
1824	1-9/16" OD x 1-9/32" ID
1825	1-3/8" OD x 1-11/64" ID
1800	Assorted "O" Ring Kit (200 Count) Kit Contains: (10) 1801, (20) 1802, (30) 1803, (20) 1804, (20) 1805, (20) 1806, (12) 1807, (20) 1808, (20) 1809, (12) 1810, (10) 1811, (6) 1812

- "O" rings are made of rubber compound with a high resistance to deterioration and abrasion.

SPUD WASHERS

Part No.	Description
1092D	3/4" Flanged Closet Spud Washer
1092A	1-1/4"
1092B	1-1/2"
1092C	2"
1088A	2" x 1-1/4" Reducing Closet Spud Washer
1088B	2" x 1-1/2"



FLAPPERS

Part No.	Description
1087	Flapper
1087F	3-Way Flapper
1087P	Vinyl Flapper For 1016P





FEDERAL PROCESS CORPORATION

FEDERAL PROCESS/PLUMBING SPECIALTIES

KORKY®



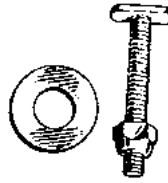
FLAPPERS—Cont'd

Part No.	Description
1087K	Korky Flapper
1087KP	Korky Plus Flapper
1087KC	Korky Flapper #57 for Crane
1087KL	Korky 1.6 Adjustable Flapper

KORKY®



KORKY®




BRASS PLATED CLOSET BOLTS

Part No.	Description
1006PX	1/4" x 1-3/4" BP Closet Bolt
1006O	1/4" x 2-1/4"
1006U	1/4" x 3-1/2"
1006RX	5/16" x 1-3/4"
1006S	5/16" x 2-1/4"
1006W	5/16" x 3-1/4"
1006PXB	1/4" x 1-3/4" BP Closet Bolt (PR) Bagged
1006OB	1/4" x 2-1/4"
1006OBX	1/4" x 2-1/4" with Extra Nuts and Washers
1006UB	1/4" x 3-1/2"
1006RXB	5/16" x 1-3/4"
1006SB	5/16" x 2-1/4"
1006WB	5/16" x 3-1/4"

- Complete with stainless steel washers and open head nuts

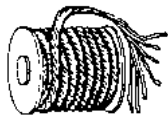
RED SHEET PACKING



Part No.	Description
1068C	3/32" Red Sheet Packing 36" Wide 7-1/2 lbs. per sq. yd.
1068D	1/8" 10 lbs. Per sq. yd.
1068E	1/16" 5 lbs. Per sq. yd.
1068F	1/4" 20 lbs. Per sq. yd.
1068H	6" x 6" Assorted Red Sheet Packing (12 pieces Assortment)

- USA MADE red sheet packing has a maximum working temperature of 170°.
- Packaged in 50 lb. rolls.

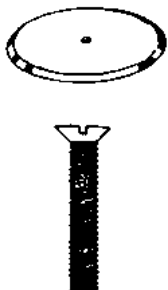
GRAPHITE PACKING



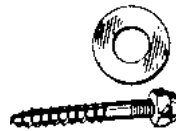
Part No.	Description
1243A	1/8" Graphite Packing Spool
1243C	1/4"
1243I	Graphite Packing (Bagged) 24"

- Graphite packing can be used for high temperature applications. A temperature resistant core lubricated with powdered graphite. Use on all types of faucets, valves and pumps.
- Packaged on spool, except for 1243I is bagged.

EXTENSION COVER PLATES



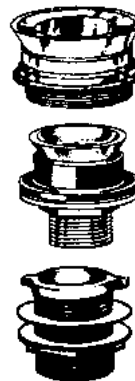
Part No.	Description
1033B	3" Stainless Steel Extension Cover
1033C	4"
1033D	5"
1033E	6"
1033H	7"
1033F	8"
1033G	10"
1033M	1/4"-20 x 2" Chrome Plated Extension Cover Bolt
1033J	1/4"-20 x 3"
1033K	1/4"-20 x 4"
1033L	1/4"-20 x 6"
1033S	1/4"-20 x 4" Stainless Steel Extension Cover Bolt



BRASS CLOSET SCREWS

Part No.	Description
1002B	1/4" x 2-1/2" Brass Closet Screw
1002D	1/4" x 3-1/2"
1002F	5/16" x 2-1/2"
1002H	5/16" x 3-1/2"
1002BB	1/4" x 2-1/2" Brass Closet Screw (PR) Bagged
1002DB	1/4" x 3-1/2"
1002FB	5/16" x 2-1/2"
1002HB	5/16" x 3-1/2"

- Complete with Stainless Steel heavy duty washers and closed head nuts



COMPLETE CLOSET SPUDS

Part No.	Description
1185A	1-1/4" Closet Spud w/Brass Nut
1185B	1-1/2"
1185C	2"
1185D	2" x 1-1/4" Brass Closet Spud w/Brass Nut
1185E	2" x 1-1/2"
1185F	1" x 3/4"
1185G	1-1/4" x 3/4"
1185H	1-1/2" x 1-1/4"
1186C	2" Maddox Spud

- Complete with rubber washer, friction ring, and brass locknut.

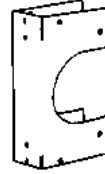


FEDERAL PROCESS/PLUMBING SPECIALITIES

FHA STRAP



Part No.	Description
3906G	1-1/2" x 9" FHA Strap
3906H	1-1/2" x 12"
3906I	1-1/2" x 18"


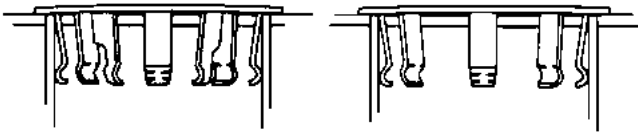


STUD SHOE

Part No.	Description
3906	Single Stud Shoe
3906A	Double
3906B	Triple

IODON, INC. DRAIN COVERS

IT'S A SNAP.



MADE IN U.S.A.

Stainless steel floor drain covers for all four nominal pipe sizes, (cast iron, clay, tile, plastic, etc.) sizes listed below:

- 186-5:5" cover for 4" pipe
- 186-4:4" cover for 3" pipe
- 186-3:3" cover for 2" pipe
- 186-2:3" cover for 1-1/2" pipe

DID YOU KNOW . . .

With our scheduled inventory replenishment system a Lakeside salesperson will visit your facility on a regular basis. Through setpoint establishment and cycle review you will always have your daily stock requirements on hand. Contact us today to let us explain this no-cost service to you!