




LEONARD VALVES

**TYPE TM
 THERMOSTATIC CONTROL**

- DURA-trol® solid bimetal thermostat directly linked to valve porting to control the intake of hot and cold water and regulate mixed water temperature. DURA-trol® is highly responsive, not subject to puncture or fatigue and is not damaged when temporarily exposed to excessive temperatures
- High temperature limit stop which is adjustable to 8°F (13°C) below the hot water supply temperature
- Dependable control of water temperature when correctly sized, installed, and maintained
- Provides mixed water temperature per A.S.S.E. standard 1017 requirements
- Available finishes and valve options




TM-15, 20



TM-28



TM-30-150



TM-200

AQUATROL® 4500

- For tub & shower, or shower installation
- 1/2" inlets, 1/2" top outlet, 1/2" bottom outlet (plugged for shower only)
- Brass and bronze construction, stainless steel pressure balancing position
- Adjustable limit stop set for 110°F (43°C)
- Built-in shutoff, single handle operation
- Color coded dial, OFF through HOT, directional indicators
- Cast wall flange and pointer
- Chrome plated finish



4503: 4500 valve, D diverter spout, H-05 head, arm and flange



4505: 4500 valve, D-2L inline diverter with lever handle, H-05 head, arm and flange, 501P(G) hand shower, 24" glide bar, inline vacuum breaker, supply elbow



4509: 4500 valve, D-2L inline diverter with lever handle, H-05 shower head, arm and flange, 501P(G) hand shower, 24" glide bar, inline vacuum breaker, supply elbow




4511: 4500 valve, H-06 institutional shower head

LEONARD WATER TEMPERATURE CONTROLS **LEONARD VALVES**

Showermaster

All the below M-10-15-20 systems include the following standard features unless otherwise indicated:

- Dura-trol® solid bi-metal thermostat
- Adjustable high temperature limit stop set for 110°F (43°C)
- Combination checkstops
- Cast lever handle
- Volume control/shutoff with four arm handle on outlet
- Attractive wall flange
- Chrome plated exposed parts
- Factory preassembled as a complete unit



DIVERTER VALVES



D-2



D-2L

VOLUME CONTROL, ON/OFF VALVE



770

METERING VALVE



LV-477B-3

SHOWER HEADS

All shower heads are polished chrome plated.

ACCESSORIES

