



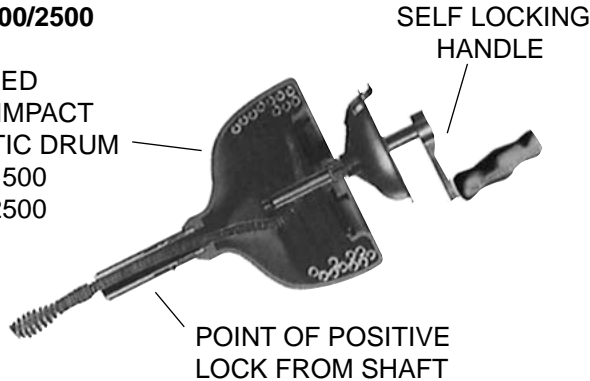
DRAIN AND SEWER CLEANING TOOLS

## Top Snake® For Basin And Waste Lines 1 1/2" To 2 1/2"


Rugged high impact plastic drums resist heat, cold and fracture.

### MP 1500/2500

RUGGED  
HIGH IMPACT  
PLASTIC DRUM  
MPD 1500  
MPD 2500



### MP 15/25



Part No.	MP 1500/2500 Locking Handle Regular Cable & "Bulb" Head		lb.
4190	MP 1500	(1/4" x 15ft. Cable)	6
4212	MP 1500-25	(1/4" x 25ft. Cable)	8
4212	MP 2500	(3/8" x 25ft. Cable)	12
4267	MP 2500-35	(3/8" x 35ft. Cable)	14

Part No.	MP 1500/2500 Locking Handle Plasticore® Cable & "Bulb" Head		lb.
4179	MP 1500	(1/4" x 15ft. Core Cable)	6
4201	MP 1500-25	(1/4" x 25ft. Core Cable)	8
4234	MP 2500	(3/8" x 25ft. Core Cable)	12
4256	MP 2500-35	(3/8" x 35ft. Core Cable)	14


Part No.	MP 15/25 Crank Handle Regular Cable & "Bulb" Head		lb.
4125	MP 15	(1/4" x 15ft. Cable)	6
4146	MP 15-25	(1/4" x 25ft. Cable)	10
4155	MP 25	(3/8" x 25ft. Cable)	7
4163	MP 25-35	(3/8" x 35ft. Cable)	13

Part No.	MP 15/25 Crank Handle Plasticore® Cable & "Bulb" Head		lb.
4114	MP 15	(1/4" x 15ft. Core Cable)	6
4135	MP 15-25	(1/4" x 25ft. Core Cable)	7
4151	MP 25	(3/8" x 25ft. Core Cable)	10
4160	MP 25-35	(3/8" x 35ft. Core Cable)	13
4612	1/4" x 15ft. Cable		3
4628	1/4" x 25ft. Cable		4
4701	3/8" x 25ft. Cable		7
4709	3/8" x 35ft. Cable		10
4602	1/4" x 15ft. Plasticore Cable		3
4619	1/4" x 25ft. Plasticore Cable		4
4696	3/8" x 25ft. Plasticore Cable		7
4706	3/8" x 35ft. Plasticore Cable		10

Part No.	"Screw-on" Heads
4807	1/4" Bulbous Head
4808	3/8" Bulbous Head
4779	1/4" Drop Head PAT. PEND.
4785	3/8" Drop Head
4801	3/8" Cutter Head
4806	1/4" Bath Leader

Part No.	"Snap-lock" Heads For Core Cables
5199	C3/8" Bore Head
5211	C3/8" Drop Head
5222	C3/8" Cutter Head
5233	C3/8" Male Coupling
5244	C3/8" Female Splice Coupling

## Hootnany® II Drain Blaster



The HOOTNANY® II unblocks Drains in Basins, Bathtubs, Showers, Toilets and Bidets with a powerful Blast of air...Pump 10 to 15 cycles, insert into the drain stopper, push down and Blast away the stoppage...HOOTNANY® II is supplied with the patented "vent seal" for splash back protection.

Part No.	Description	lb.
1388	HOOTNANY® II Set includes stoppers for Basin Drain, 2" outlets, toilets and vent seal	2



**DRAIN AND SEWER CLEANING TOOLS**

## Coiled Cables Plasticore® And Regular Right Wind Design

TEMPERED High Quality wire used in MARCO coiled cables retains the rebound resiliency needed for tough drains... RIGHT WIND coiling allows the cable to expand against the locking device or chuck to eliminate slippage... PLASTICORE with its steel core adds strength and the plastic sheath adds to the cable body and corrosion protection. PAT. PEND.



Furnished with Bulbous Heads

Part No.	Plasticore® Cables 1/4", 3/8", and 1/2"	lb'
4602	1/4" x 15 ft. Core Cable	3
4619	1/4" x 25 ft. Core Cable	4
4634	1/4" x 35 ft. Core Cable	5
4696	3/8" x 25 ft. Core Cable	7
4706	3/8" x 35 ft. Core Cable	10
4713	3/8" x 50 ft. Core Cable	13
4723	1/2" x 50 ft. Core Cable	23
4735	1/2" x 75 ft. Core Cable	35
4748	1/2" x 100 ft. Core Cable	48



Furnished with Male "Snap-Lok" Couplings

Part No.	Plasticore® Cables C5/16" and C3/8"	lb.
5680	C5/16" x 25 ft. Core Cable	4
5690	C5/16" x 35 ft. Core Cable	6
5710	C3/8" x 25 ft. Core Cable	7
5720	C3/8" x 35 ft. Core Cable	10
5730	C3/8" x 50 ft. Core Cable	15
5731	C3/8" x 75 ft. Core Cable	23

Part No.	Splicer Cable C5/16" and C3/8	lb.
5235	C5/16"-C3/8" Cable Splicer	1



Furnished with Bulbous Heads

Part No.	Regular Cables 1/4", 3/8" and 1/2"	lb.
4612	1/4" x 15 ft. Cable	3
4628	1/4" x 25 ft. Cable	4
4641	1/4" x 35 ft. Cable	5
4701	3/8" x 25 ft. Cable	7
4709	3/8" x 35 ft. Cable	10
4718	3/8" x 50 ft. Cable	13
4725	1/2" x 50 ft. Cable	23
4730	1/2" x 75 ft. Cable	35
4731	1/2" x 100 ft. Cable	48



Furnished with Female and Male "Snap-Lok" Coupling

Part No.	Plasticore® Cables C1/2", C5/8" and C3/4"	lb.
5875	C1/2" x 50 ft. Core Cable	23
5877	C1/2" x 75 ft. Core Cable	35
6133	C1/2" x 100 ft. Core Cable	50
7140	C5/8" x 50 ft. Core Cable	34
6211	C5/8" x 75 ft. Core Cable	52
8311	C5/8" x 100 ft. Core Cable	70
8266	C3/4" x 50 ft. Core Cable	52
8288	C3/4" x 75 ft. Core Cable	79
8330	C3/4" x 95 ft. Core Cable	104



Offset Turn Balance

Part No.	Crank Handle	lb.
4767	1/4"-5/16"-3/8" Crank Handle	1
4774	1/2" Crank Handle	2



Designed for Cross Bar Entry

Part No.	Basin Plug Cable	lb.
4625	1/4" x 25 ft. Basin Plug Cable	5
5685	5/16" x 35 ft. Basin Plug Core Cable	7




DRAIN AND SEWER CLEANING TOOLS

Toilet And Drain Augers



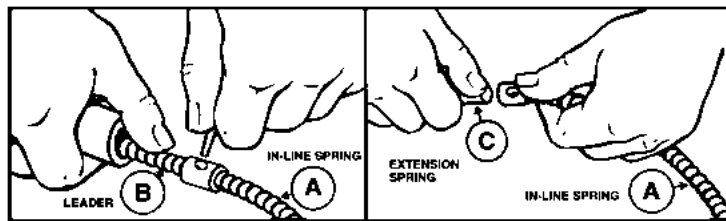
PLASTICORE AND REGULAR MODELS

MARCO coilers process cables from heavy gauge tempered wire...This quality wire produces the proper combination of strength and flexibility needed for difficult bowls and drains...Features include tempered guide tube, grip handle, bowl guard and optional CL "Snap-Lok" heads.



ONE MAN 3FT. TO 6 FT. WITH A PUSH OF A BUTTON

MARCO VERSATILE EXTENDASCOPE



"SNAP-LOK" EXTENSION UP TO 50 FEET

Part No.	Extendoscope® WHE 3ft. to 6ft. Core	lb.
1114	WHE3-6 Complete w/CL26	5
1116	WHE3-6 Complete w/CL34	5
1111	WHE3-6 Complete w/WH34	5

Part No.	Extendoscope® Cables And Parts	lb.
1120	WHE Extension (4ft.)	2
1123	WHE3-6 Core Refill & Leader	2
1124	WHE Leader Only	1
1155	WHE20 Square Coupling	-
1144	WHE15 Handle Tube	1
1133	WHE10 Round Tube Only	1
1277	CL28 Male "Snap-Lok"	-

"SCREW-ON" CRAWL  
WH34

Part No.-1282

"SNAP-LOK" CRAWL  
WH34

Part No.-1283

"SCREW-ON" CRAWL  
WH25

Part No.-1310

"SNAP-LOK" CRAWL  
WH25

Part No.-1244

"SCREW-ON" CRAWL  
WH26

Part No.-1255

"SNAP-LOK" OPEN  
WH24

Part No.-1233

"SNAP-LOK" MALE  
CL28

Part No.-1277

Part No.	Standard And Core 3ft. Toilet Augers	lb.
1188	No. 12-3 ft. Standard w/WH34	3
1166	No. WH12-3ft. Core w/WH34	4
1170	No. CL12-3ft. Core w/CL34	4

Part No.	Standard And Core Cables And Parts	lb.
1176	No. 12-3ft. Standard Refill	2
1175	No. WH12-3ft. Core Refill	3
1211	No. 12 & WH12 Tube Only	1
1222	No. 12 & WH12 Handle Only	1
1178	No. CL 12-3 Core Refill	3