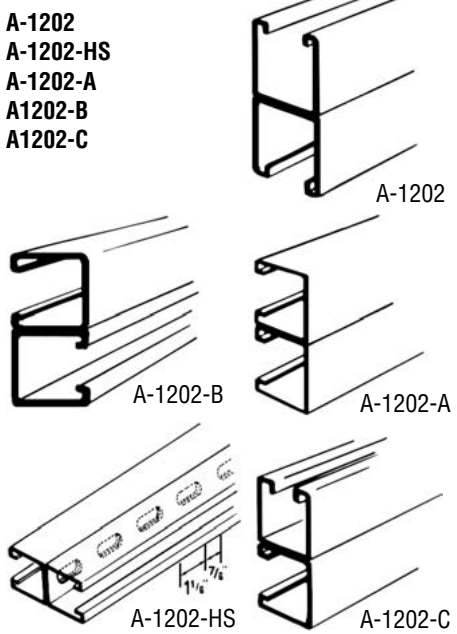
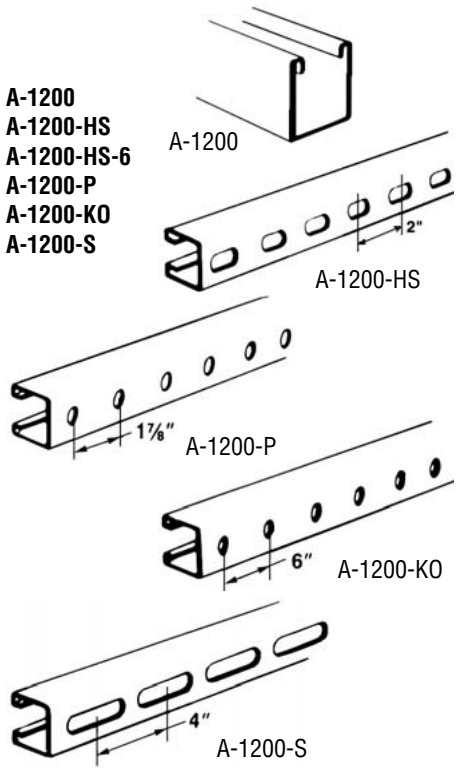
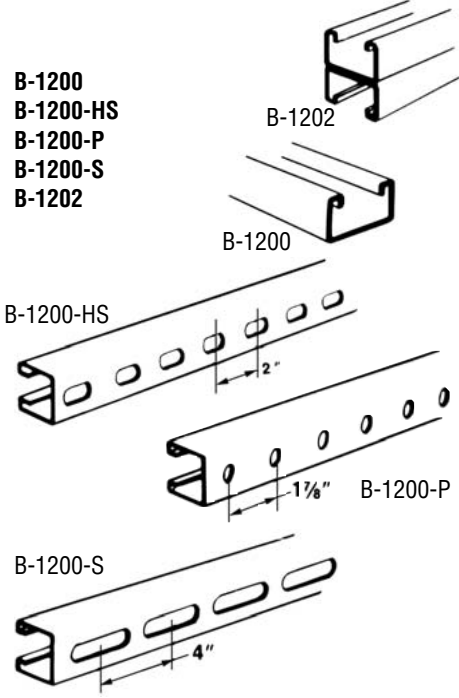


Thomas & Betts SUPERSTRUT

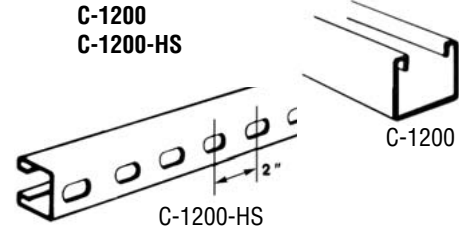
CHANNELS
Superstrut 12-Gauge
Channel Type A 1-5/8" x 1-5/8"*



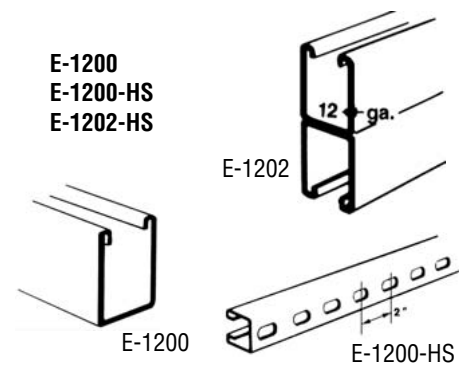
Superstrut 12-Gauge
Channel Type B 1-5/8" x 13/16"*



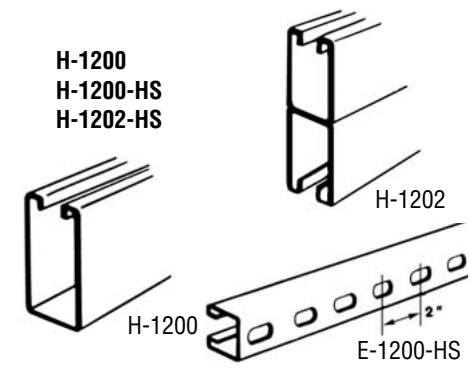
Superstrut 12-Gauge
Channel Type C 1-5/8" x 1-3/8"*



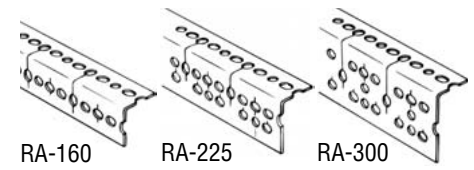
Superstrut 12-Gauge
Channel Type E 1-5/8" x 2-7/16"*



Superstrut 12-Gauge
Channel Type H 1-5/8" x 3-1/4"*



SUPERANGLE® SLOTTED ANGLE



RA-160-10	10
RA-160-12	12
RA-225-10	10
RA-225-12	12
RA-300-10	10
RA-300-12	12



RA-BN-5/8	5/8
Use with RA-160 & RA-225	
RA-BN-3/4	3/4
Use with RA-300	

*Available in 10' and 20' lengths

Thomas & Betts SUPERSTRUT

CHANNEL FINISH COMPARISON

FEATURE	Gold Glav™ EC	Painted GR	Electro-Galvanized EG	Pre-Galvanized PG	Hot-Dip Galvanized HDG	Aluminum AL	Stainless Steel SS	White Painted WH
Zinc Electro-Galvanized	YES	NO	YES	NO	NO	NO	NO	NO
Zinc Dichromate Finish	YES	NO	NO	NO	NO	NO	NO	NO
Galvanized After Fabrication	YES	NO	YES	NO	YES	NO	NO	NO
Elimination of Raw Edges	YES	YES	YES	NO	YES	YES	YES	YES
Smooth Dry Finish	YES	YES	YES	NO	NO	YES	YES	YES
Superior Standard Paint Base	YES	NO	NO	NO	NO	NO	NO	NO

EC-GOLD GALV

- The standard finish for all Superstrut products.
- First coat is electro-plated¹ zinc.
- Second coat is zinc dichromate (gold color).
- Applied after fabrication.
- No raw unfinished edges.
- Excellent corrosion resistance.
- Superior paint base.

¹ Electro-plating creates a cohesive molecular bond between the steel & zinc.

EG-ELECTRO-GALVANIZED

- A durable electro-galvanized finish.
- Applied after fabrication.
- Good durable finish for threaded items.
- Finish is silver color.

PG-PRE-GALVANIZED

- A durable hot-dipped finish.
- Applied at the steel mill.
- Affords no protection to raw edges after slitting, punching & cutting.
- Finished product usually not cleaned.
- poor base coat for paint.

HDG-HOT-DIPPED GALVANIZED

- A durable hot-dipped finish.
- Applied after fabrication.
- Cannot be applied on many threaded items.
- Finish is uneven, dull silver color.
- Poor base coat for paint.
- Most "costly" form of galvanization.

GR-PAINTED

- Urethane powder coated green.
- Hard, durable finish.
- 1.5 mil thickness.
- Applied after fabrication.

AL-ALUMINUM

- Solid metal surfaces.
- Resistant to some corrosive environments.

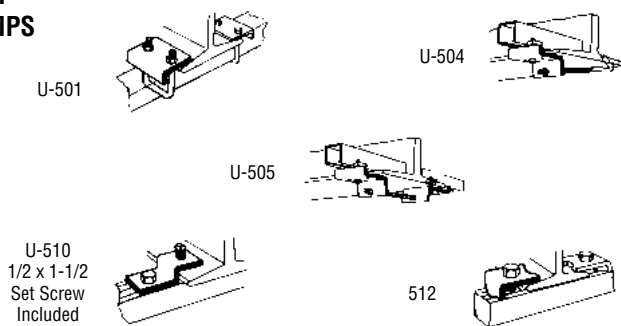
SS-STAINLESS STEEL (Type #304 & #316)

- Solid metal surfaces.
- Resistant to many corrosive environments.

WH-WHITE URETHANE PAINT COAT

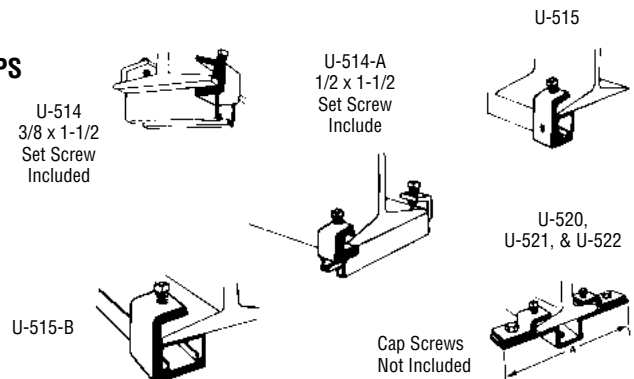
- Applied after fabrication.
- No raw unfinished edges.
- Excellent corrosion resistance.

BEAM CLAMPS



Part No.	Size	Wt./100	Pcs./Carton
U-501		90	20
U-502		100	20
U-504	(single type)	140	25
U-505	(pair type)	270	1
U-510		75	25
512		26	50

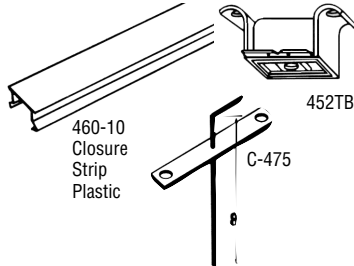
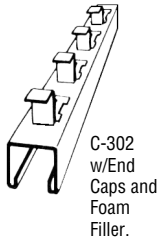
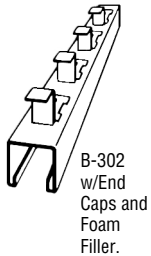
BEAM CLAMPS



Part No.	Size	Wt./100	Pcs./Carton
U-514		39	50
U-514		59	50
U-515		95	25
U-515B	For B Channel	95	25
U-520		328	10
U-521		343	10
U-522		353	10

Thomas&Betts SUPERSTRUT

INSERTS



Part No.	Size	Wt./100	Pcs./Carton
B-302	10	139	1
B-302	20	139	1
C-302	10	195	360
C-302	20	195	720
460	10	4	500
452TB		52	50
Concrete Deck Insert			
C-475	3/8	75	25
C-475	1/2	97	25
C-475	5/8	111	25
C-475	3/4	142	25
C-475	7/8	172	25

NUTS & BOLTS

Part No.	Size	Wt./100	Pcs./Carton
A-100	1/4	7	100
Spring Nut	5/16	6	50
	3/8	10	100
	1/2	12	100
	5/8	19	50
	3/4	19	50
	7/8	19	50
For A and C Channel			
AB-100	1/4	6	100
Springless Nut	5/16	6	50
	3/8	9	100
	1/2	9	100
	5/8	10	50
	3/4	10	50
Fits All Channels			
AC-100	1/4	6	50
Springless Nut	3/8	8	100
	1/2	11	50
	5/8	18	50
	3/4	18	50
Fits All Channels Except B Channel			

Part No.	Size	Wt./100	Pcs./Carton
B-100	1/4	6	100
Short Spring	5/16	8	50
Nut for "B"	3/8	9	100
Series Channel	1/2	8	100



CM-100	1/4	7	100
Cone Nut	3/8	10	100
	1/2	12	100



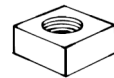
CM-100-B	1/2	7	100
1/2" Nut for "B" Channel			



H-100	3/8	10	50
Long Spring Nut	1/2	14	50



Long Spring Nut for "E" & "H" Series Channel			
AB-102	1/4	13	100
Unhardened Square Nut	3/8	14	100
	1/2	14	100
	5/8	12	50
	3/4	11	50
	7/8	10	50



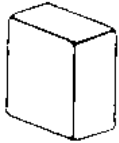
Part No.	Size	Threads		Ft. Bundle		
		Per Inch	Wt./100 Ft.	6'	10'	12'
H-104	1/4	20	12	300	500	180
Threaded Rod	3/8	16	29	150	250	180
	1/2	13	54	60	100	60
	5/8	11	83	30	50	60
	3/4	10	125	60	60	120
	7/8	9	165	30	50	60
	1	8	225	30	50	60

NOTE: For Special Lengths—Finishes—Metals—Consult Factory
 For BLACK—ADD SUFFIX B TO PART NUMBER.
 Example: H-104—3/8 x 10'—B

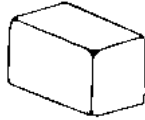
Thomas & Betts SUPERSTRUT

PLASTISOL END CAPS

A804
NEOP WH



B804
NEOP WH



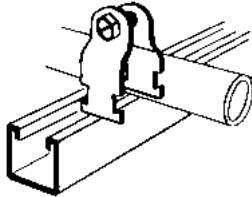
H804
NEOP WH



Part No.	Size	Wt./100	Pcs./Carton
A804 NEOP WH (For "A" Series)		2	25
B804 NEOP WH (For "B" Series)		1.5	25
H804 NEOP WH (For "H" Series or A1202 Series)		2.5	25

PIPE CLAMPS AND HANGERS

701 OD Tubing Pipe Clamp
Note: May use on copper tubing.



Part No.	Size	Wt./100	Pcs./Carton
701	1/4	8	100
OD Tubing	3/8	8	100
Pipe Clamp	1/2	9	100
	5/8	10	100
	3/4	11	100
	7/8	12	100
	1 STR	14	50
	1-1/8	15	100
	1-1/4	16	25
	1-3/8	17	100
Individually bagged	1-1/2	18	25
through	1-5/8	19	100
sizes 2"	1-3/4	28	25
	1-7/8	29	50
	2	31	50
	2-1/8	32	50
	2-1/4	33	25
	2-3/8	34	25
	2-1/2	35	25
	2-5/8	37	50
	2-3/4	38	50

Part No.	Size	Wt./100	Pcs./Carton
701	2-7/8	40	25
(cont.)	3	41	25
	3-1/8	43	25
	3-1/4	45	25
	3-3/8	46	25
	3-1/2	47	25
	3-5/8	56	25
	3-3/4	58	25
	3-7/8	60	25
	4	62	25
	4-1/8	62	25
	4-1/4	64	25
	4-3/8	66	25
	4-1/2	67	10
	4-5/8	70	10
	4-3/4	72	10
	4-7/8	70	10
	5	74	10
	5-1/8	76	10
	5-1/4	77	10
	5-3/8	78	10
	5-1/2	79	10
	5-5/8	88	10
	5-3/4	90	10
	5-7/8	92	10
	6	94	10
	6-1/8	96	10
	6-1/4	98	10
	6-3/8	99	10
	6-1/2	100	10
	6-5/8	102	10
	6-3/4	104	10
	6-7/8	106	10
	7	108	10
	7-1/8	110	10
	7-1/4	112	10
	7-3/8	114	10
	7-1/2	116	10
	7-5/8	117	10
	7-3/4	119	10
	7-7/8	121	10
	8	123	10
	8-1/8	125	10
	8-1/4	126	10
	8-3/8	128	10
	8-1/2	129	10
	8-5/8	130	10
	12 Inch	300	1


Thomas&Betts SUPERSTRUT

PIPE CLAMPS AND HANGERS

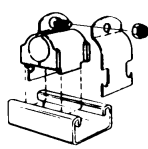
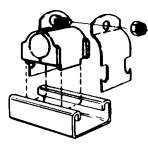


Part No.	Size	Wt./100	Pcs./Carton
CT-701	3/8	8	100
	1/2	9	100
	5/8	10	100
	3/4	11	100
	7/8	12	100
	1-1/8	15	100
	1-3/8	17	100
	1-5/8	19	100
	2-1/8	32	50
	2-5/8	37	50
Individually bagged through sizes 2"	3-1/8	43	50
	3-5/8	56	50
	4-1/8	62	25

Part No.	Size	Wt./100	Pcs./Carton
702 Pipe and Rigid Conduit Clamp	3/8	10	100
	1/2	11	100
	3/4	14	100
	1	17	100
	1-1/4	18	50
	1-1/2	29	50
	2 STR	24	50
	2-1/2	40	50
	3	47	50
	3-1/2	62	25
	4	67	25
	5	80	25
Individually bagged through sizes 1-1/2"	6	102	10
	8	130	10
	10	160	10
	12	190	10

Part No.	Size	Wt./100	Pcs./Carton
C-708U	1/2	23	50
	3/4	26	50
	1	31	50
	1-1/4	35	25
	1-1/2	39	25
	2	94	25
	2-1/2	114	25
	3	133	25
	3-1/2	152	25
	4	176	25
This Strap is Designed for Use with Channel	5	198	10
	6	246	10

Part No.	Wt./100 Boxes	Ft./Carton
S-716	260	20
Cushioned strip for Vibration/Isolation		

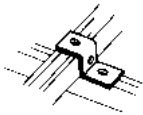
CUSHIONED CLAMPS

Part No.	Copper & Steel Tubing O.D.	Wt./100	Pcs./Carton
A-716 Cushioned Tube Clamp 	1/4	10	25
	3/8	11	25
	1/2	13	25
	5/8	14	25
	3/4	14	25
	7/8	15	25
	1	17	10
	1-1/8	18	10
	1-1/4	18	10
	1-3/8	20	10
	1-1/2	33	10
	1-5/8	35	10
	1-3/4	37	10
	1-7/8	39	10
	2	41	10
	2-1/8	46	10
	2-3/8	47	10
	2-5/8	51	10
P-716 Cushioned Pipe Clamp 	3-1/8	60	10
	4-1/8	94	10
	1/4	13.0	25
	3/8	14.0	25
	1/2	15.0	25
	3/4	17.0	25
	1	19.0	20
	1-1/4	35.0	10
	1-1/2	39.0	10
	2	47.0	10
U-716 Two Hole Cushioned Tube Clamp 	2-1/2	55.0	10
	3	64.0	10
	3-1/2	88.0	bulk
	4	110.0	bulk
	1/4	3	25
	3/8	4	25
	1/2	6	25
	5/8	6	25
	3/4	7	25
	7/8	7	25
U-717 Two Hole Cushioned Pipe Clamp 	1	8	25
	1-1/8	8	25
	1-1/4	17	10
	1-3/8	20	10
	1-1/2	20	10
	1-5/8	23	10
	1-3/4	32	10
	1-3/8	34	10
	2	36	10
	2-1/8	41	10
2-3/8	46	10	

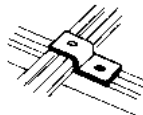
Thomas & Betts SUPERSTRUT

BRACKETS AND CHANNEL CONNECTIONS

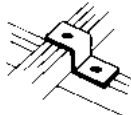
A-209



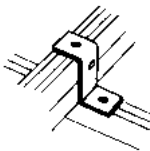
B-209



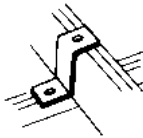
C-209



CZ-209

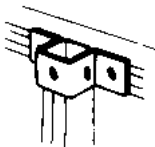


EZ-209

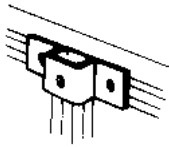


Part No.	Wt./100	Pcs./Carton
A-209	55	25
B-209	43	25
C-209	49	25
CZ-209	70	25
EZ-209	67	25

A-210

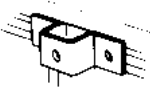
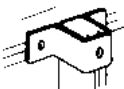


B-210

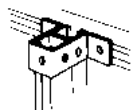


Part No.	Wt./100	Pcs./Carton
A-210	88	25
B-210	65	25

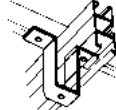
C-210

E-210
"E" Channel Deep
"U"

A-211

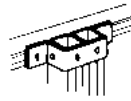


AN-211

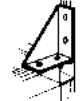


Part No.	Wt./100	Pcs./Carton
C-210	77	10
E-210	112	10
A-211	128	10
AN-211	181	10

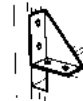
A-212



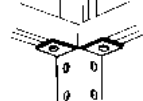
AB-213



AB-214

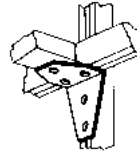


AW-214

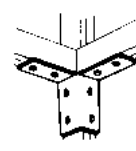


Part No.	Wt./100	Pcs./Carton
A-212	113	10
AB-213	125	10
AB-214	125	10
AW-214	115	10

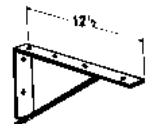
AB-216



AB-217

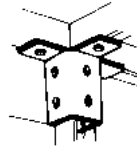


S-217

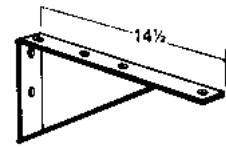


Part No.	Wt./100	Pcs./Carton
AB-216	135	10
A-217	155	10
S-217	264	1

AB-218

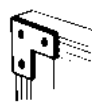


S-218

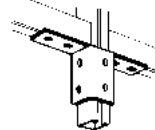


Part No.	Wt./100	Pcs./Carton
A-218	177	10
S-218	295	1

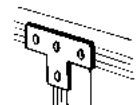
AB-219



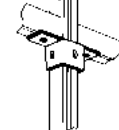
AW-219



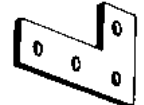
AB-220



AW-220



N-219

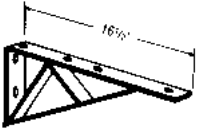


Part No.	Wt./100	Pcs./Carton
AB-219	58	25
AW-219	187	10
N-219	75	25
AB-220	78	25
AW-220	90	20

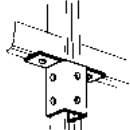
Thomas & Betts SUPERSTRUT

BRACKETS AND CHANNEL CONNECTIONS

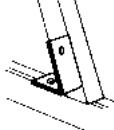
S-222



AW-224

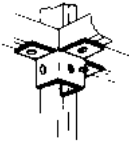


AB-225 45° Angle

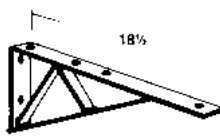


Part No.	Wt./100	Pcs./Carton
S-222	385	1
AW-224	147	10
AB-225	58	25

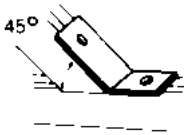
AW-226



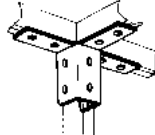
S-226



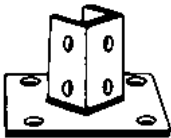
AB-227



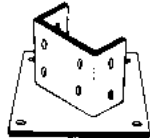
AW-228



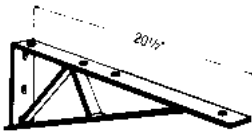
AP-232



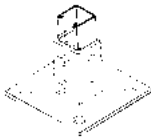
AP-235



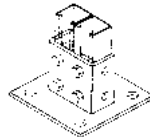
S-236



AP232-SQ

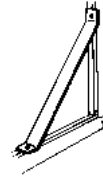


AP-235-SQ

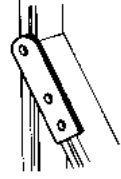


Part No.	Wt./100	Pcs./Carton
AW-226	113	20
S-226	421	1
AB-227	58	50
AW-228	230	10
AP-232	384	10
AP-232-SQ	384	10
AP-235	400	1
AP-235-SQ	400	1
S-236	744	1

AB-239



AB-240



Part No.	Size	Wt./100	Pcs./Carton
AB-239-1	-	148	15
AB-239-2	-	240	10
AB-239-3	-	363	10
AB-240	-	69	1

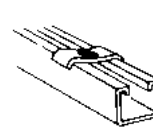
AB-241



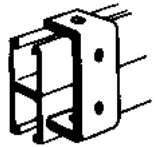
A-243-1



AB-242
Used with 3/8" or 1/2" hardware

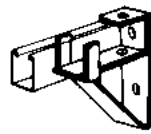


AB-245

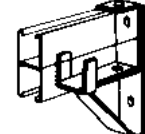


Part No.	Size	Wt./100	Pcs./Carton
AB-241	1/4	18	100
	5/16	18	100
	3/8	18	100
	1/2	17	100
	5/8	15	100
AB-242	-	17	50
A-243-1	1	16	50
AB-245	-	70	10

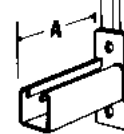
S-247
Bracket



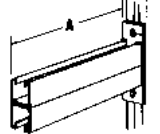
S-248
Bracket



S-250



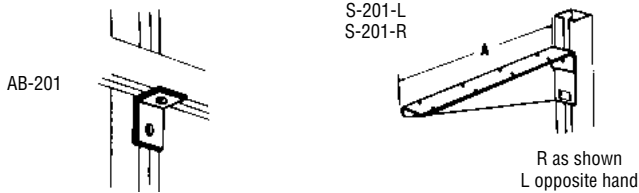
S-251



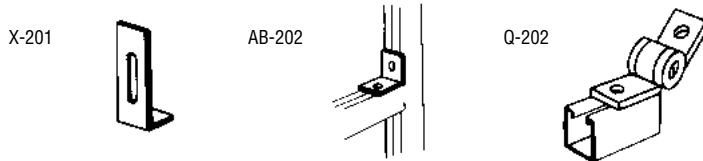
Part No.	Size	Wt./100	Pcs./Carton
S-247	-	229	1
S-248	-	272	1
S-250	6	150	1
	12	250	1
	18	350	1
	24	450	1
	30	514	1
S-251	12	714	1
	18	914	1
	24	1114	1
	30	1314	1
	36	1314	1

Thomas & Betts SUPERSTRUT

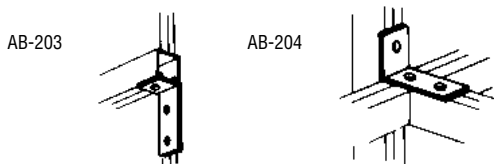
BRACKETS AND CHANNEL CONNECTORS



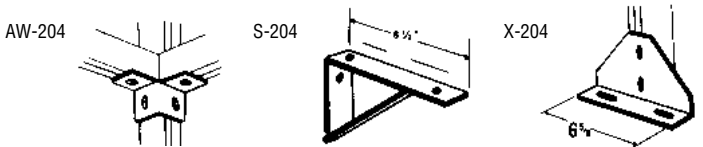
Part No.	Size	Wt./100	Pcs./Carton
AB-201	-	35	50
S-201 L or R	6	67	1
	8	92	1
	10	120	1
	12	152	1
	14	173	5
	16	223	1
	18	266	1
	20	308	1



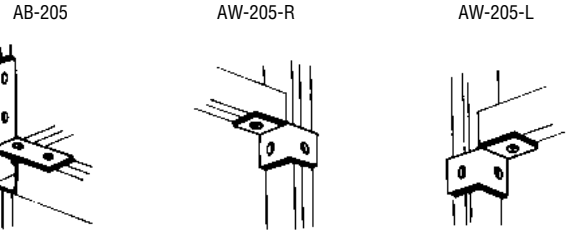
Part No.	Size	Wt./100	Pcs./Carton
X-201	-	65	25
AB-202	-	35	50
Q-202	-	68	20



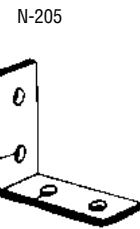
Part No.	Size	Wt./100	Pcs./Carton
AB-203	-	58	50
AB-204	-	58	50



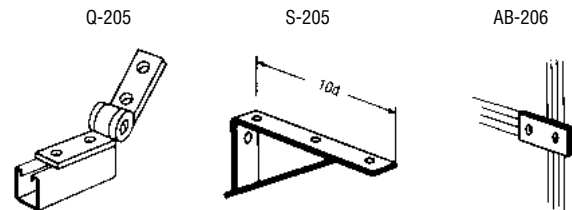
Part No.	Size	Wt./100	Pcs./Carton
AW-204	-	76	25
S-204	-	174	1
X-204	-	190	25



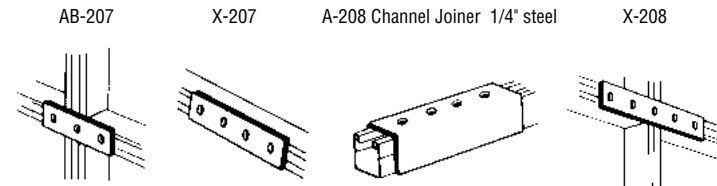
Part No.	Size	Wt./100	Pcs./Carton
AB-205	-	78	25
AW-205-R	-	59	25
AW-205-L	-	59	25



Part No.	Size	Wt./100	Pcs./Carton
N-205	-	-	-



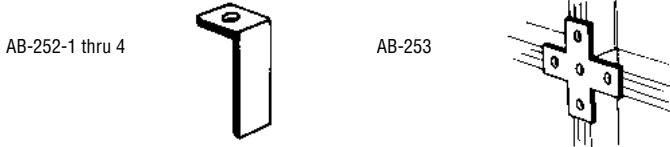
Part No.	Size	Wt./100	Pcs./Carton
Q-205	-	109	25
S-205	-	264	1
AB-206	-	35	50



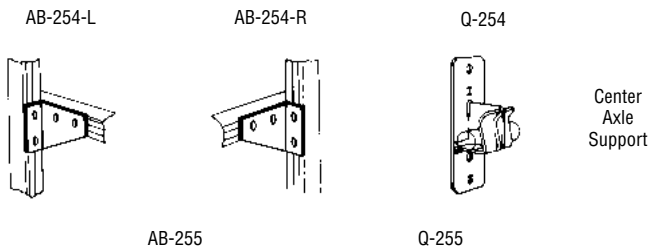
Part No.	Wt./100	Pcs./Carton
AB-207	56	50
X-207	78	50
A-208	257	20
X-208	88	25

Thomas & Betts SUPERSTRUT

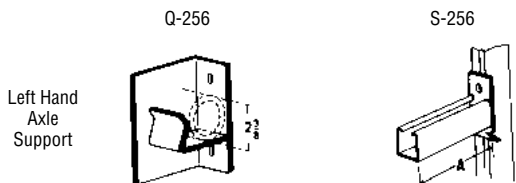
BRACKETS AND CHANNEL CONNECTIONS



Part No.	Size	Wt./100	Pcs./Carton
AB-252	1	61	50
	2	84	10
	3	84	10
	4	130	10
AB-253	-	97	25

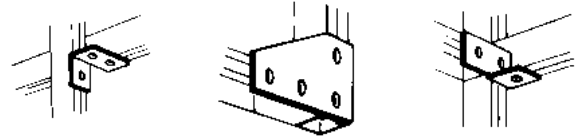


Part No.	Size	Wt./100	Pcs./Carton
AB-254-L	-	105	10
AB-254-R	-	105	10
Q-254	-	205	10
AB-255	-	70	10
Q-255	-	234	10



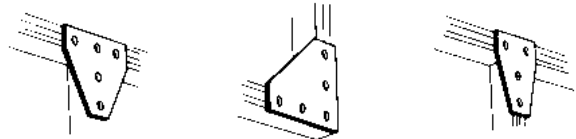
Part No.	Size	Wt./100	Pcs./Carton
Q-256	-	234	10
S-256	6	151	1
	12	251	1
	18	351	1
	24	451	1

AB-260-R AB-257 AB-260-L



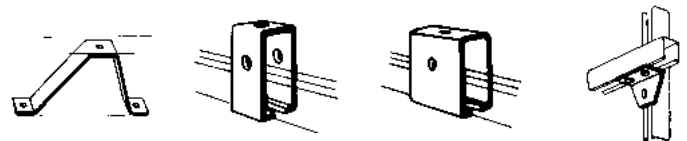
Part No.	Size	Wt./100	Pcs./Carton
AB-257	-	105	25
AB-260-R	-	58	25
AB-260-L	-	58	25

AB-261 AB-263 AB-255



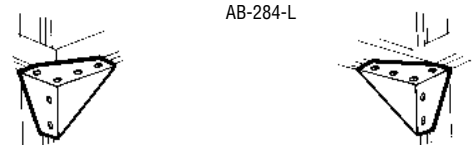
Part No.	Size	Wt./100	Pcs./Carton
AB-261	-	148	10
AB-263	-	150	10
AB-265	-	105	10

AN-270 TS-272 TS-273 AB-274



Part No.	Size	Wt./100	Pcs./Carton
AN-270	1	113	10
	2	151	10
	3	199	10
	4	246	10
	5	293	10
TS-272	-	104	10
TS-273	-	228	10
AB-274	-	70	25

AB-284-R AB-284-L

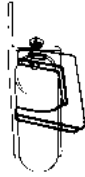


Part No.	Size	Wt./100	Pcs./Carton
AB-284-R	-	230	1
AB-284-L	-	230	1

Thomas & Betts SUPERSTRUT

BEAM CLAMPS

U-571




U-572

Part No.	Size	Wt./100	Pcs./Carton
U-571	-	39	25
U-572	-	40	25

U-576



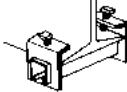
U-577 Clevis and Swing Connector



U-579
Nits & Wood Screws
Not Included



A-597



Part No.	Size	Wt./100	Pcs./Carton
U-576	3/8	36	25
	1/2	36	25
U-577	-	69	25
U-579	3/8	30	25
	1/2	50	25
A-597	-	108	25

Part No.	Size	Wt./100	Pcs./Carton
RCS	1/2	40	50
Right Angle	3/4	41	50
Type-Steel/	1	43	50
Zinc Plated	1-3/4	54	50
	1-1/2	60	50
	2	74	50
RC	3/8	25	50
Right Angle	1/2	36	50
Type-Malleable	3/4	41	50
Iron/Zinc Plated	1	42	50
	1-1/4	50	50
	1-1/2	57	50
	2 SC	78	50
	2-1/2	109	25
	3	118	25
	3-1/2	134	25
	4	144	20

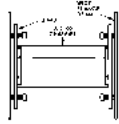
Part No.	Size	Wt./100	Pcs./Carton
PC	3/8	31	50
Parallel Type-	1/2	51	50
Malleable Iron/	3/4	54	50
Zinc Plated	1	63	50
	1-1/4	80	25
	1-1/2	90	25
	2 SC	115	25
	2-1/2	148	25
	3	178	10
	3-1/2	209	10
	4	224	10
	EC	1/2	68
Edge Type-	3/4	75	50
Malleable Iron/	1	85	25
Zinc Plated	1-1/4	98	25
	1-1/2	105	25
	2	141	25
	2-1/2	188	10
	3	232	10

Part No.	Conduit Size		Wt./100	Pcs./Carton
	Rigid	EMT		
Hangers				
Conduit and Pipe Hangers- Steel/Zinc Plated	6H	6HT	6HB	6HTB
6HO	3/8-1/2	1/2	5	100
6HO-B	3/8-1/2	1/2	6	100
6HO-T	3/8-1/2	3/4	6	100
6HO-TB	3/8-1/2	3/4	6	100
6H1	3/4	3/4	6	100
6H1-B	3/4	3/4	7	100
6H1-T	3/4	3/4	6	100
6H1-TB	3/4	3/4	7	100
6H2	1	1	7	100
6H2-B	1	1	9	100
6H2-1/2	-	1-1/4	8	100
6H2-1/2-B	-	1-1/4	10	100
6H3-SC	1-1/8	1-1/2	8	100
6H3-B	1-1/4	1-1/2	10	100
6H4	1-1/2	-	17	100
6H4-B	1-1/2	-	19	100
6H5	2	2	24	50
6H5-B	2	2	26	50
6H6	2-1/2	2-1/2	28	50
6H6-B	2-1/2	2-1/2	30	50
6H7	3	3	36	25
6H7-B	3	3	38	25
6H8	3-1/2	3	39	25
6H8-B	3-1/2	3-1/2	41	25
6H9	4	4	44	10
6H9-B	4	4	47	10

Thomas & Betts SUPERSTRUT

BEAM CLAMPS

U-543



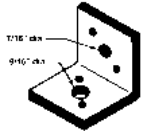
Part No.	Size	Wt./100	Pcs./Carton
U-543		43	50

540



Part No.	Size	Wt./100	Pcs./Carton
540	3/8	40	25
	1/2	36	25
	5/8	84	25
	3/4	113	25
	7/8	106	25

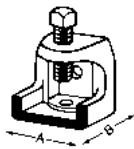
542



J-844



Part No.	Size	Wt./100	Pcs./Carton
542	3/8 X 1-1/2	45	50
J-844	-	-	-



Part No.	Size A	Size B	Jaw Opening Inches	Tapping of Base and Back Holes	Wt./100	Pcs./Carton
500-SC	1	1-1/4	1-5/16	1/4-20	23	50
501	1-1/2	1-5/8	7/8	5/16-18	47	50
502	2	2	1	3/8-16	92	25
503-SC	2-5/8	2-1/2	1	1/2-13	164	20
507	2-1/2	2-3/8	2-1/8	1/2-13	165	20
508	2-1/2	2-3/8	1-5/16	1/2-13	184	10
509	1	1-1/4	1-5/16	10-24	22	100
510	27/32	1-1/8	5/8	1/4-20	15	100
511-SC	27/32	1-1/8	5/8	10-24	15	100

BEAM CLAMPS

S-541
Swing Connector



3/8" x 13-1/4"
Nut & Bolt
Included

Part No.	Size	Wt./100	Pcs./Carton
S-541	3/8	31	25

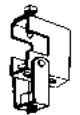
U-560
Beam
Clamp
Heavy
Duty



U-562
Square
Nut-Order
Separately
Nut
Included



US-562
1/2"
Set Screw
Nut
Included

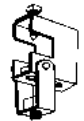


Part No.	Size	Wt./100	Pcs./Carton
U-560	1/4	67	25
	3/8	67	25
	1/2	130	25
	5/8	130	25
U-562		80	25
US-562		113	50

U-563 Beam Clamp



U-563 Beam Clamp
with Swing Hanger

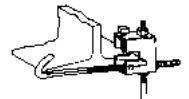


Part No.	Size	Wt./100	Pcs./Carton
U-563	-	33	25
US-563	-	50	25

U-564 Beam Clamp
Heavy Duty



U-569
Beam Clamp with
Safety Rod



U-568
Beam Clamp
Safety Strap















A-570 Beam Clamp
with Safety Rods



Part No.	Size	Wt./100	Pcs./Carton
U-564	3/8	109	25
	1/2	201	15
U-568	1	18	25
	2	25	25
	3	24	25
	4	33	25
	5	42	25
	6	26	25
	7	35	25
	8	44	25
U-569	-	150	25
A-570	1/2	220	1

Thomas & Betts SUPERSTRUT

Part No.	Size	Wt./100	Pcs./Carton
H-119 Rod Coupling 	1/4	6	50
	5/16	18	50
	3/8	11	50
	1/2	11	50
	5/8	18	50
	3/4	30	30
	7/8	96	50
	1	94	50
H-119 Reducer Rod Coupling 	1/4x 3/8	4	50
	3/8x1/2	6	50
	1/2x5/8	12	50
	5/8x3/4	21	50
	3/4x7/8	75	50
E-120 	3/8	15	25
	1/2	29	25
E-122 	3/8	30	25
	1/2	58	10
E-130 	3/8	20	25
	1/2	38	25
E-131 	3/8	35	25
	1/2	67	10

Part No.	Size	Wt./100	Pcs./Carton
E-142 	1/4x1	2	100
	1/4x1-1/4	2	50
	1/4x1-1/2	2	50
	1/4x2-1/4	3	50
	1/4x3-1/4	4	50
	1/4x4	5	50
	3/8x3/4	4	50
	3/8x1-1/4	5	50
	3/8x1-1/2	6	50
	3/8x2-1/4	6	50
	1/2x1-5/16	9	50
	1/2x1-1/4	9	50
	1/2x1-1/2	10	50
	1/2x2	13	50
	1/2x2-1/2	15	50
ES-142 	1/2x1-1/2	21	50
E-145 	1/4	1	100
	3/8	2	100
	1/2	4	100
	5/8	7	50
	3/4	12	100
	7/8	19	50
	1	28	50
	EN-145 Nylon Nuts	1/4	1
3/8	2	1	
ES-145 	3/8	6	50
	1/2	6	50
E-146 	1/4	1	100
	5/16	2	100
	3/8	3	100
	1/2	6	100
	5/8	11	50
E-147 	1/4	1	100
	5/16	1	100
	3/8	2	100
	1/2	5	100
	5/8	8	50
	3/4	10	50
	7/8	15	50